







The *Marketplace Buying Insights*—developed with Federal Shared Service Providers to give you transparent financial data and easy access to trusted grants management capabilities. The Grants QSMO Marketplace connects agencies with vetted providers offering **Federal Integrated Business Framework (FIBF)** aligned solutions for all your grants management needs. Learn more on [Acquisition Gateway](#).

<div>eRA</div> <div>  <div> <p>Provider Agency: U.S. Dept. of Health and Human Services, National Institutes of Health</p> <p>Contact: eRAinfo@mail.nih.gov</p> <p>Website: https://era.nih.gov</p> </div> </div> <p>eRA delivers essential grant management solutions to federal agencies, streamlining every stage—from application to award monitoring—with advanced electronic systems and business intelligence tools. With over 30 years of experience, eRA is the federal government's largest research grants platform, handling over half of all grant applications submitted via Grants.gov. Used by applicants and recipients in the U.S. and across 55 countries, eRA is a trusted leader in grants administration.</p>	<div>Automated Standard Application for Payments</div> <div>  <div> <p>Provider Agency: U.S. Dept. of the Treasury</p> <p>Contact: asaphelpdesk@fiscal.treasury.gov</p> <p>Website: https://fiscal.treasury.gov/asap</p> </div> </div> <p>The Automated Standard Application for Payments (ASAP) is a completely electronic system that federal agencies use to quickly and securely transfer money to recipient organizations.</p>	<div>Interior Business Center Indirect Cost Rate Negotiation Center</div> <div>  <div> <p>Provider Agency: U.S. Dept. of the Interior</p> <p>Contact: https://ibc.doi.gov/ICS/contact-us</p> <p>Website: https://ibc.doi.gov/ICS/icrna</p> </div> </div> <p>The Interior Business Center (IBC) is a federal shared services provider that operates under a fee-for-service, full cost recovery business model, offering indirect cost rate negotiation services</p>
<div>GrantSolutions</div> <div>  <div> <p>Provider Agency: U.S. Dept. of Health and Human Services</p> <p>Contact: information@grantsolutions.gov</p> <p>Website: https://grantsolutions.gov</p> </div> </div> <p>GrantSolutions supports federal agencies throughout the full grants lifecycle—from pre-award planning through application, award, and closeout. As a shared service provider, GrantSolutions offerings solve for shared mission needs across agencies while incorporating unique business and regulatory processes for grant programs.</p>	<div>Payment Management System*</div> <div>  <div> <p>Provider Agency: U.S. Dept. of Health and Human Services, Program Support Center</p> <p>Contact: PMSSupport@psc.hhs.gov</p> <p>Website: https://pms.psc.gov</p> </div> </div> <p>Payment Management System (PMS) is a secure, online grants payment platform which provides awarding agency and grant recipient customers with efficient grant and grant-like payments, cash management, and personal grant accounting support services.</p>	<div>Program Support Center Cost Allocation Services*</div> <div>  <div> <p>Provider Agency: U.S. Dept. of Health and Human Services, Program Support Center</p> <p>Contact: CAS-Bethesda@psc.hhs.gov</p> <p>Website: https://portal.icas.hhs.gov</p> </div> </div> <p>Cost Allocation Services (CAS), within the Program Support Center, reviews and negotiates indirect cost rates, fringe benefits, special rates, patient care costs, and statewide and public assistance allocation plans. It also resolves audit findings tied to cost allocation methodologies and provides technical guidance to federal agencies and funding recipients, helping ensure integrity, compliance, and fiscal efficiency across programs.</p>

GrantSolutions

By the Numbers



Years Serving Federal Clients	20+ years
Annual Grants Awarded (\$)	\$138.2 Billion
Grants Transactions (#)	\$147,000+
Annual Recipients	21,000+
OSSPI Satisfaction Score (out of 5)	3.28

Primary Offerings

Grant Program Set-up & Maintenance	Grant Award Compliance Review
Grant Program Funding Opportunity	Grant Award Risk Management
Grant Application Review and Selection	Grant Award Closeout
Grant Application Support and Receipt	Grant Program Reporting and Review
Grant Award Issuance	Grant Program Closeout
Grant Award Modification	
Grant Award Performance Review	
Grant Award Financial Review	

Pricing Methodology & Cost Estimation

Pricing is product-specific and structured to reflect agency requests. Annual Operations and Maintenance (O&M) costs are separately assessed and agreed upon by GrantSolutions and partner agency. Additional services are estimated upon request. Implementation and migration costs are determined by a fit gap analysis that evaluates alignment with the GrantSolutions ecosystem, and data migration off the system carries a separate charge.

Agency Customers

U.S. Consumer Product Safety Commission, U.S. Dept. of Homeland Security, U.S. Dept. of the Interior, U.S. Dept. of Labor, U.S. Dept. of Transportation, Executive Office of the President, Federal Communications Commission, Gulf Coast Ecosystem Restoration Council, U.S. Dept. of Health and Human Services, U.S. Small Business Administration, Social Security Administration, U.S. Dept. of the Treasury, U.S. Dept. of Agriculture, U.S. Dept. of Veterans Affairs

eRA

By the Numbers



Years Serving Federal Clients	30+ years
Annual Grants Awarded (\$)	\$45.5 Billion
Grants Transactions (#)	\$170,000+
Annual Recipients	5,500+
OSSPI Satisfaction Score (out of 5)	3.99

Primary Offerings

Grant Program Set-up & Maintenance	Grant Award Compliance Review
Grant Program Funding Opportunity	Grant Award Risk Management
Grant Application Review and Selection	Grant Award Closeout
Grant Application Support and Receipt	
Grant Award Issuance	
Grant Award Modification	
Grant Award Performance Review	
Grant Award Financial Review	

Pricing Methodology & Cost Estimation

Operations & Maintenance (O&M) costs are based on a three-year average of grant applications received, notices of award issued, and the agency's structural characteristics. Annual cost assessments reflect transaction volume across the entire license lifecycle. Implementation costs vary depending on outcomes from either fit-gap or onboarding analyses. When additional services are requested, updated cost estimates are provided to maintain clarity and accuracy.

Agency Customers

U.S. Dept. of Health and Human Services, U.S. Dept. of Commerce, U.S. Dept. of Defense, U.S. Dept. of Veterans Affairs, U.S. Dept. of Agriculture



Payment Management System*

By the Numbers



Years Serving Federal Clients	30+ years
Annual Grants Awarded (\$)	812.1 Billion
Grants Transactions (#)	325,000+
Annual Recipients	22,000+
OSSPI Satisfaction Score (out of 5)	3.57

Primary Offerings

Grant Award Issuance	Grant Award Closeout
Grant Award Payment Processing	Grant Program Reporting and Review
Grant Award Financial Review	

Pricing Methodology & Cost Estimation

For FY23, the flat rate is \$66 per open document annually, covering services such as cash management, centralized payment processing, grant accounting support, and financial reporting. Estimates are based on the number of open awards per agency or bureau and assessed annually. Mid-year increases in open documents trigger a cost re-evaluation to ensure accurate billing.

Agency Customers

AmeriCorps, U.S. Dept. of Homeland Security, U.S. Dept. of Defense, U.S. Dept. of Labor, Executive Office of the President, Federal Communications Commission, U.S. Dept. of Health and Human Services, Inter-American Foundation, National Aeronautics and Space Administration, U.S. Small Business Administration, U.S. Dept. of State, U.S. Dept. of the Treasury, U.S. Agency for International Development, U.S. Dept. of Agriculture, U.S. Dept. of Veterans Affairs

Automated Standard Application for Payments

By the Numbers



Years Serving Federal Clients	30 years
Annual Grants Awarded (\$)	130.8 Billion
Grants Transactions (#)	542,000+
Annual Recipients	26,000+
OSSPI Satisfaction Score (out of 5)	3.60

Primary Offerings

Grant Award Issuance	Grant Award Closeout
Grant Award Payment Processing	Grant Program Reporting and Review
Grant Award Financial Review	

Pricing Methodology & Cost Estimation

While there is no charge to use ASAP, costs may be incurred for system configuration or establishing connectivity.

Agency Customers

U.S. Dept. of Homeland Security, U.S. Dept. of Commerce, U.S. Dept. of Energy, U.S. Dept. of the Interior, U.S. Dept. of Justice, Environmental Protection Agency, Gulf Coast Ecosystem Restoration Council, U.S. Nuclear Regulatory Commission, Social Security Administration, U.S. Dept. of the Treasury, U.S. Dept. of Agriculture



Interior Business Center



By the Numbers

Years Serving Federal Clients 23 years
OSSPI Satisfaction Score (out of 5) Not Reported

Primary Offerings

Grant Recipient Indirect Cost Rate Negotiation

Pricing Methodology & Cost Estimation

Pricing is determined by workload allocation and assessed annually. Each customer's cost is calculated by dividing their workload estimate by IBC's total workload, with the resulting percentage setting the price. There are no charges for onboarding or offboarding. Rates are based on a three-year average of completed negotiated indirect cost rate agreements (NICRAs) for existing clients and projected NICRAs for new ones.

Number of Rates Negotiated Annually

Process 800 to 1,000 NICRAs annually. Processed 850 in FY24.

Specialization in Specific Organizations

Processes NICRAs for a broad range of non-federal entities—including Tribes, nonprofits, state, local, and insular governments, and for-profit organizations—on behalf of any cognizant federal agency.

Agency Customers

U.S. Dept. of the Interior, U.S. Dept. of Transportation, Denali Commission, U.S. Election Assistance Committee, Institute of Museum and Library Services, Millenium Challenge Corporation, National Aeronautics and Space Administration, National Endowment for the Arts, National Endowment for the Humanities, National Science Foundation, U.S. Coast Guard, U.S. Dept. of Agriculture, U.S. Dept. of Commerce, U.S. Dept. of Housing and Urban Development, U.S. Dept. of State, Environmental Protection Agency, U.S. Dept. of the Treasury

Program Support Center
Cost Allocation Services*

By the Numbers

Years Serving Federal Clients Not Reported
OSSPI Satisfaction Score (out of 5) 3.43

Primary Offerings

Grant Recipient Indirect Cost Rate Negotiation

Pricing Methodology & Cost Estimation

Pricing is based on actual hours worked by CAS staff, assessed annually. The FY23 bill rate was \$129.60 per hour, calculated by dividing total operating costs by total billable hours and approved annually by HHS. There are no charges for customer onboarding or offboarding.

Specialization in Specific Organizations

Processes NICRAs for a broad range of non-federal entities—including colleges and universities, hospitals, nonprofits, and state, local, and tribal governments—on behalf of any cognizant federal agency.

Agency Customers

U.S. Dept. of Health and Human Services, AmeriCorps, U.S. Dept. of Homeland Security, U.S. Dept. of Defense, U.S. Dept. of Transportation, U.S. Election Assistance Committee, U.S. Dept. of Housing and Urban Development, Millenium Challenge Corporation, U.S. Dept. of Agriculture

